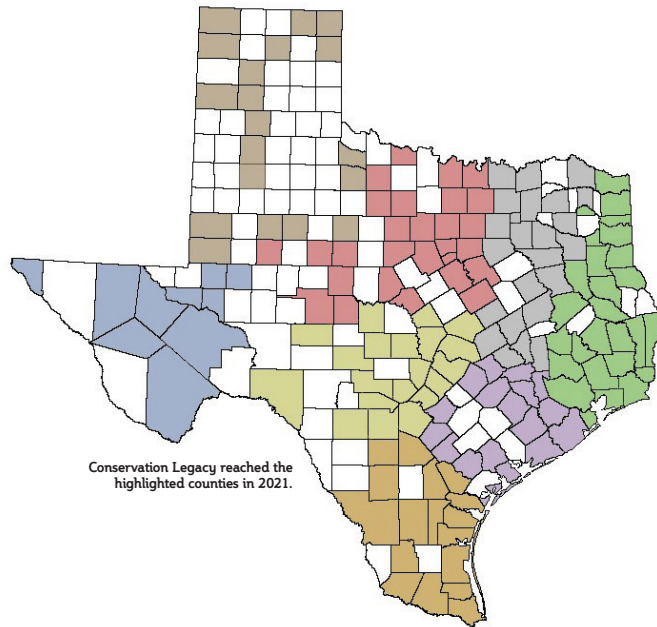


# Education Impact 2021



NUMBER OF PARTICIPANTS PER CONSERVATION LEGACY PROGRAM BY TWA REGION

	Region 1	Region 2	Region 3	Region 4	Region 5	Region 6	Region 7	Region 8	*	Statewide Total
Youth Videoconferencing	995	174	4,517	4,441	2,316	2,645	1,731	2,260	3,016	22,095
On-demand Webinars	774	861	6,832	5,415	5,783	5,349	3,967	1,715	903	31,599
Discovery Trunks	427	1,498	9,034	28,106	7,423	21,285	10,178	5,434		83,385
Wildlife by Design	649	397	6,674	2,317	5,972	17,190	5,268	9,837		48,304
Stewarding Texas	117		1,232	771	893	939	808	2,356		7,116
Critter Connections	839	2,846	12,068	8,120	7,798	24,348	8,133	8,186	30,110	102,448
Middle/High School Program			86			90	847	305	2,800	4,128
Workshops & Presentations	2	56	39	48	27	366	141	214	104	997
Adult Education Events	17				65	15			592	689


\* Participation numbers from out of state participants and/or virtual learners whose location was not collected.

**5** On-demand live animal Youth Videoconferences created in 2021




**7,981** Acres potentially impacted by Small Acreage-Big Opportunity sessions

**63,767** Students potentially impacted from educator workshops



**\$2,000,000** Gifted to Conservation Legacy to enhance and develop programs over the next 5 years

**17** Issues of Critter Connections converted to a read-along video format



**1,223** Texas Schools that experienced a Conservation Legacy program



**5** Acres of Blackland Prairie to be restored at TWA Headquarters



**163** Texas Counties participated in Conservation Legacy Programs in 2021



**131** Students on average per Discovery Trunk reservation

